

Signify Classified - Internal
Cooper Lighting Solutions Photometric Lab
1121 Highway 74 South
Peachtree City, GA 30269



Scaled data based on original data using
LM-79-08 Approved Method: Electrical and Photometric Measurements of Solid-
State Lighting Products

Test Report Prepared for
Cooper Lighting Solutions
(formerly Eaton)

Brand: STREETWORKS

Report Number: P870419

Luminaire Tested: **MEM2-HSN-SA-40-840-U-T3-HSS**

Issue Date: 09/05/2024



Test Information

Test Method: LM-79-08
Report Number: P870419
Test Lab: INNOVATION CENTER(G3)
Issue Date: 09/05/2024
Manufacturer: COOPER LIGHTING SOLUTIONS (FORMERLY EATON)
Product Line: STREETWORKS
Catalog Number: MEM2-HSN-SA-40-840-U-T3-HSS
Description: EPIC MODERN SHORT HOUSING DISCRETE LED ARRAYS 40W 80CRI 4000K
FIXTURE w/ TYPE III DISTRIBUTION OPTIC AND HOUSE SIDE SHIELD
Light Source: (10) 4000K CCT, 80 CRI LEDS
Ballast/Driver: ELECTRONIC DRIVER

Summary

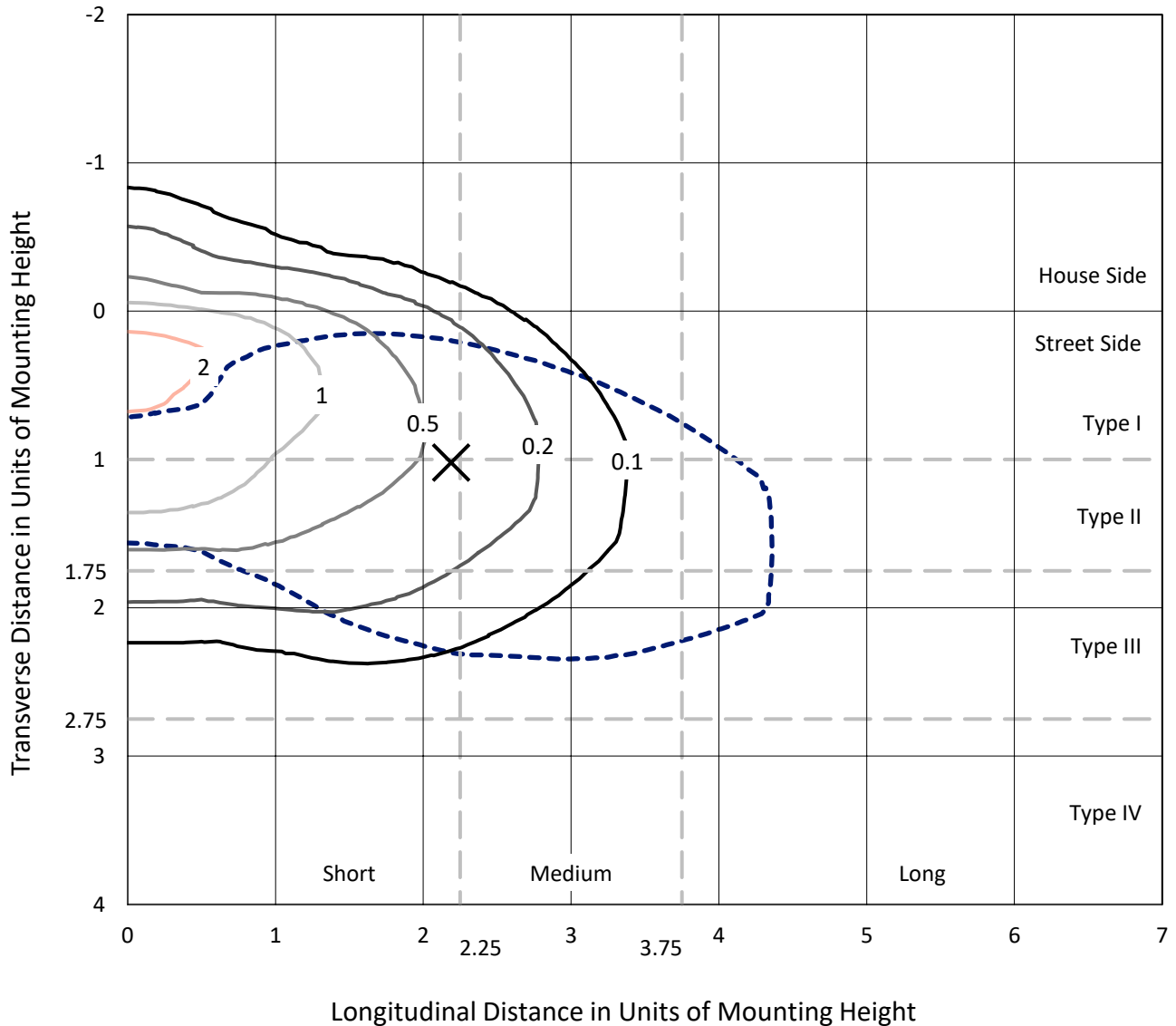
Lumens per Lamp: N/A
Luminaire Lumens: 4148.7 lumens
Efficiency: N/A
Efficacy: 94.3 lumens/watt
Luminous Opening: Rectangular (W 0.33' x L: 0.33' x H: 0')
IES Classification: Type III - Short
BUG Rating: B0 - U0 - G1

Input Watts (W): 44
Input Voltage (V): 120
Input Current (Ain): NR
Voltage Rise (V): NR
Power Factor: 0.99
Total Harmonic Distortion (THDi): 6.91%
Frequency (hertz): 60
Stabilization Time: NR
Operation Time: NR
Ambient Temperature (°C): NR
Test Distance: 24 FT

REPORT NUMBER: P870419
 CATALOG NUMBER: MEM2-HSN-SA-40-840-U-T3-HSS

Iso-Footcandle Lines of Horizontal Illumination

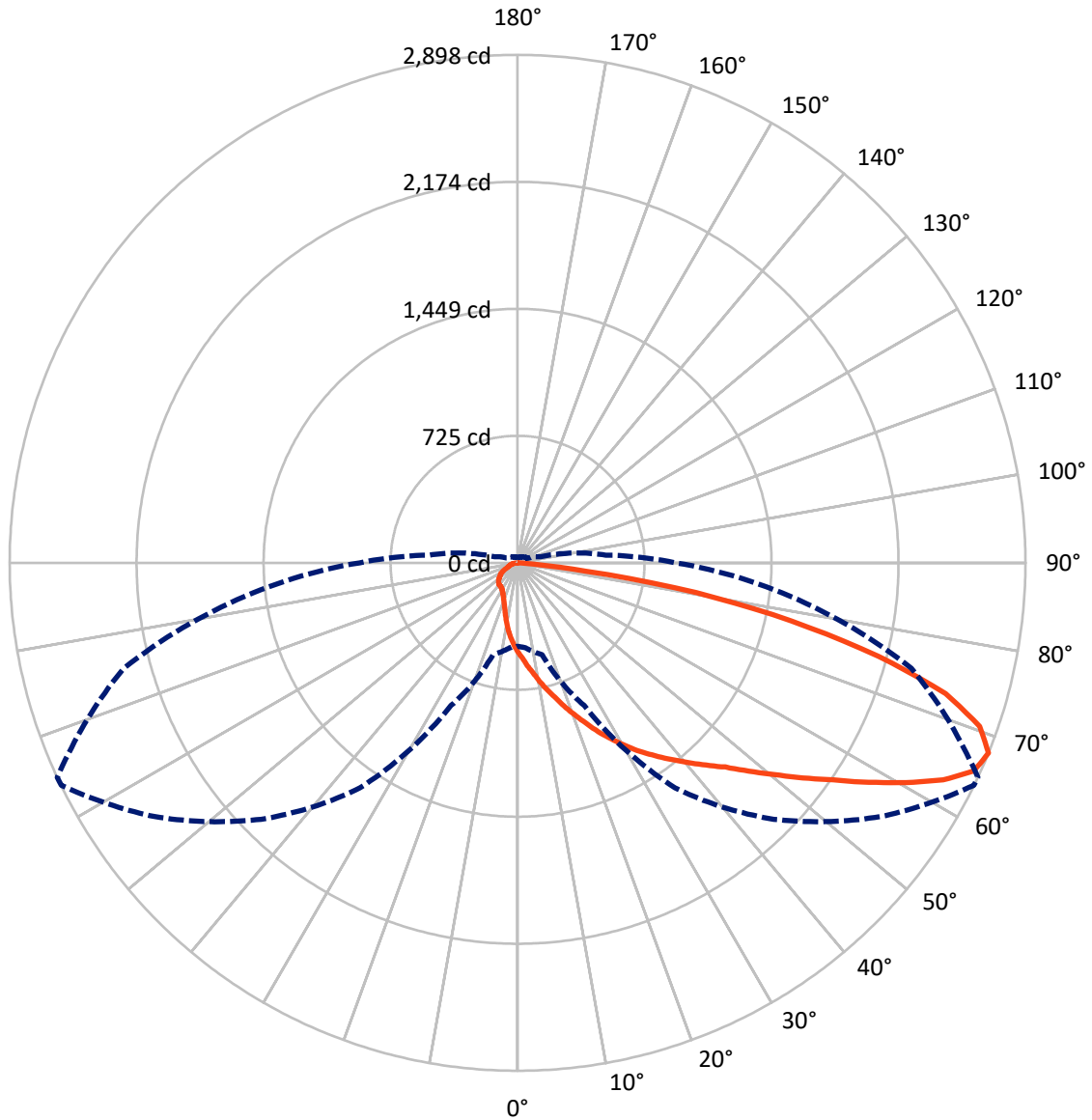
✕ Max cd
 - - - 1/2 Max cd



Based on 20 foot mounting height. Maximum calculated value = 2.4 fc
 Type III - Short - N/A

REPORT NUMBER: P870419
CATALOG NUMBER: MEM2-HSN-SA-40-840-U-T3-HSS

Luminous Intensity Polar Plot



— Vertical Plane Through 65-Deg Lateral - - - Horizontal Cone Through 67.5-Deg Vertical

REPORT NUMBER: P870419
 CATALOG NUMBER: MEM2-HSN-SA-40-840-U-T3-HSS

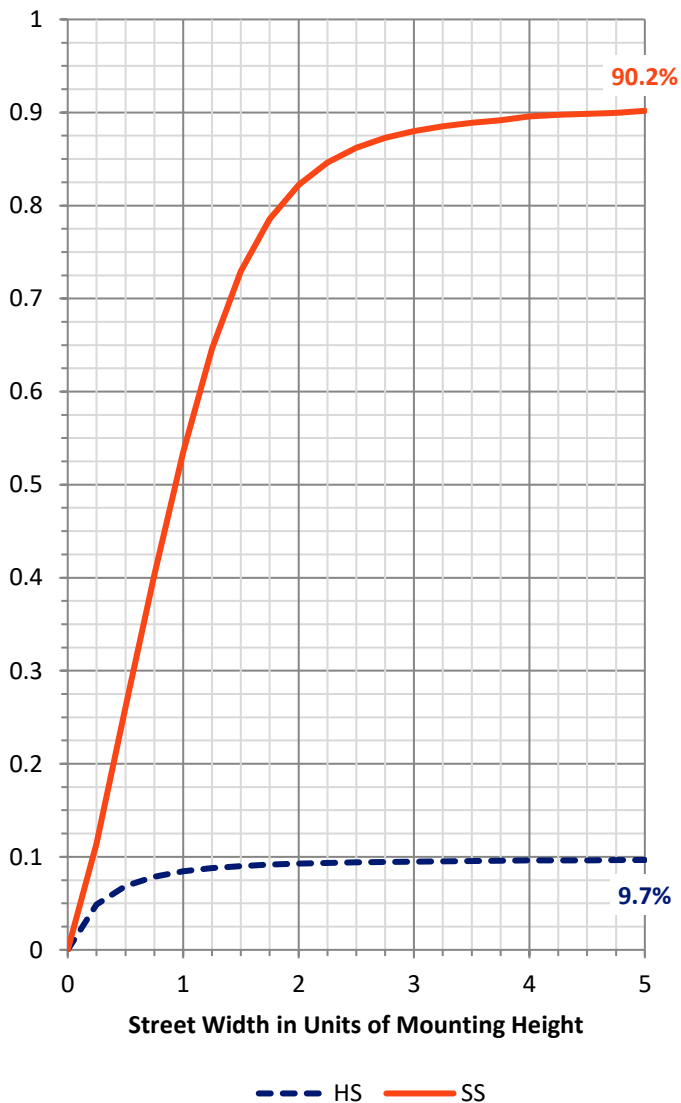
FLUX DISTRIBUTION:

		Downward	Upward	Total
House Side	Lumens	403.8	0.0	403.8
	% Fixture	9.7	0.0	9.7
Street Side	Lumens	3744.9	0.0	3744.9
	% Fixture	90.3	0.0	90.3
Total	Lumens	4148.7	0.0	4148.7
	% Fixture	100.0	0.0	100.0

Coefficient of Utilization

ZONAL LUMENS:

Zone	Lumens	% Fixture
0°-10°	50.2	1.2
10°-20°	166.5	4.0
20°-30°	303.0	7.3
30°-40°	468.9	11.3
40°-50°	708.8	17.1
50°-60°	922.1	22.2
60°-70°	909.7	21.9
70°-80°	553.7	13.3
80°-90°	65.8	1.6
90°-100°	0.0	0.0
100°-110°	0.0	0.0
110°-120°	0.0	0.0
120°-130°	0.0	0.0
130°-140°	0.0	0.0
140°-150°	0.0	0.0
150°-160°	0.0	0.0
160°-170°	0.0	0.0
170°-180°	0.0	0.0
0°-90°	4148.7	100.0
0°-180°	4148.7	100.0

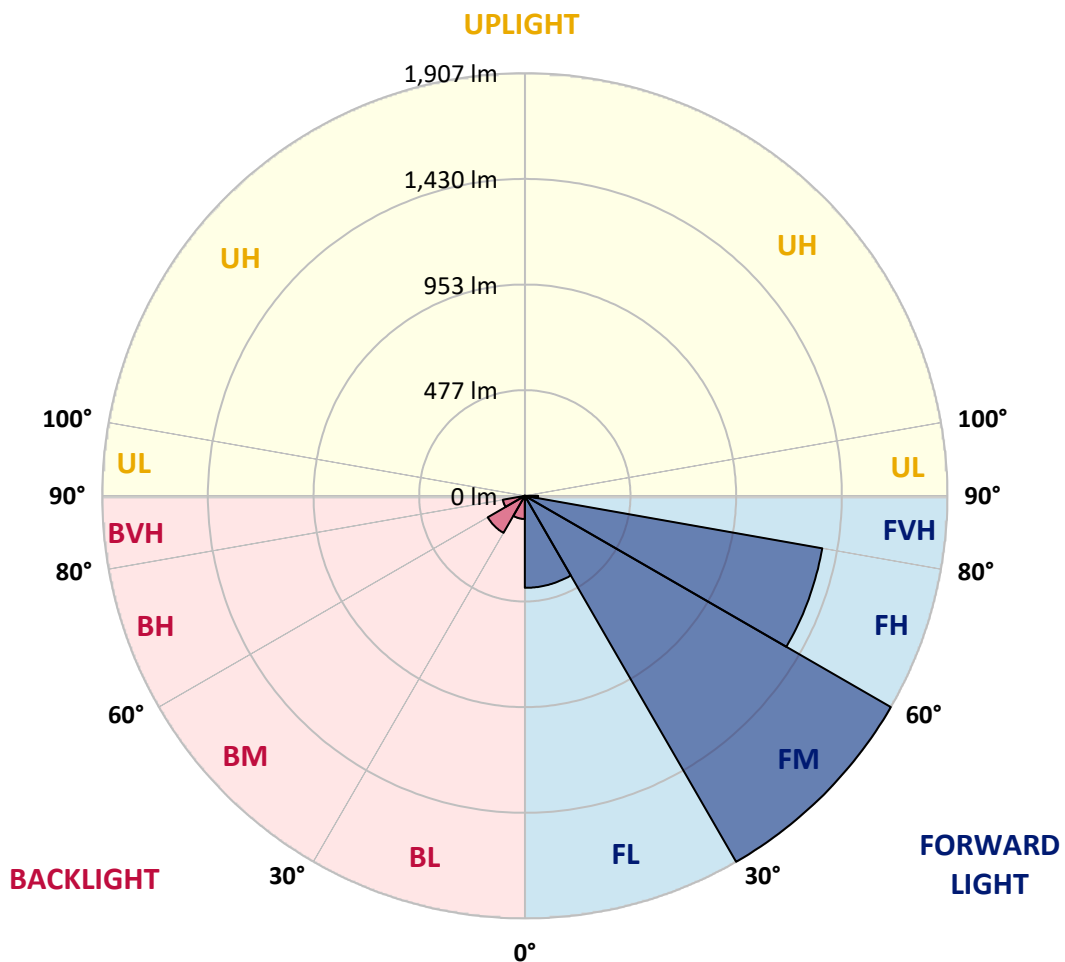


REPORT NUMBER: P870419
 CATALOG NUMBER: MEM2-HSN-SA-40-840-U-T3-HSS

LUMINAIRE CLASSIFICATION SYSTEM LUMEN TABLE AND BUG RATING:

Zone	Lumens	% Fixture	Zone Rating/Lumen Limit		
			B	U	G
FL (0°-30°)	415.1	10.0			
FM (30°-60°)	1906.7	46.0			
FH (60°-80°)	1362.9	32.9			G1/1800
FVH (80°-90°)	60.2	1.5			G1/100
BL (0°-30°)	104.5	2.5	B0/110		
BM (30°-60°)	193.1	4.7	B0/220		
BH (60°-80°)	100.5	2.4	B0/110		G0/110
BVH (80°-90°)	5.7	0.1			G0/10
UL (90°-100°)	0.0	0.0		U0/0	
UH (100°-180°)	0.0	0.0		U0/0	

BUG Rating: B0-U0-G1
 Type III Short





REPORT NUMBER: P870419

CATALOG NUMBER: MEM2-HSN-SA-40-840-U-T3-HSS

CANDELA DISTRIBUTION (FULL):

	0°	5°	15°	25°	35°	45°	55°	64°	65°	75°	85°
0°	512.6	512.6	512.6	512.6	512.6	512.6	512.6	512.6	512.6	512.6	512.6
2.5°	599.1	594.3	597.9	589.6	580.1	573.0	558.8	547.0	545.8	534.0	520.9
5°	713.9	698.5	699.7	683.1	663.0	641.7	619.2	589.6	589.6	561.2	531.6
7.5°	816.9	814.5	803.9	777.8	754.2	721.0	679.6	641.7	633.4	589.6	543.4
10°	916.4	912.8	903.3	883.2	843.0	806.3	754.2	697.3	686.7	623.9	557.6
12.5°	995.7	996.9	986.2	969.6	934.1	890.3	821.6	750.6	741.1	657.1	571.8
15°	1065.5	1064.3	1062.0	1047.8	1013.4	973.2	892.7	809.8	794.4	692.6	586.0
17.5°	1118.8	1116.4	1111.7	1099.9	1083.3	1044.2	967.3	872.6	859.5	734.0	602.6
20°	1134.2	1133.0	1133.0	1141.3	1134.2	1110.5	1041.9	937.7	923.5	777.8	625.1
22.5°	1162.6	1161.4	1160.2	1168.5	1173.3	1170.9	1111.7	1004.0	990.9	828.7	653.5
25°	1199.3	1196.9	1193.4	1201.7	1207.6	1221.8	1181.6	1082.1	1066.7	887.9	681.9
27.5°	1247.9	1250.2	1245.5	1244.3	1244.3	1252.6	1243.1	1152.0	1137.8	944.8	715.1
30°	1311.8	1315.3	1307.1	1301.1	1290.5	1289.3	1291.7	1230.1	1210.0	1006.3	749.4
32.5°	1374.5	1378.1	1373.4	1365.1	1337.8	1327.2	1336.7	1296.4	1283.4	1073.8	793.2
35°	1425.4	1433.7	1433.7	1417.2	1379.3	1373.4	1388.7	1361.5	1352.0	1153.1	845.3
37.5°	1494.1	1498.8	1494.1	1463.3	1416.0	1423.1	1446.8	1430.2	1424.3	1238.4	906.9
40°	1640.9	1646.8	1616.1	1542.7	1466.9	1475.2	1516.6	1507.1	1497.7	1322.4	963.7
42.5°	1845.7	1831.5	1825.6	1662.2	1545.0	1540.3	1592.4	1579.4	1578.2	1407.7	1015.8
45°	1980.7	1985.4	1955.8	1800.8	1709.6	1620.8	1676.4	1671.7	1662.2	1494.1	1078.6
47.5°	2074.2	2063.6	1990.2	1915.6	1933.3	1726.2	1770.0	1781.8	1775.9	1592.4	1155.5
50°	2113.3	2102.7	2054.1	2004.4	2025.7	1846.9	1865.9	1904.9	1899.0	1691.8	1220.6
52.5°	2064.8	2051.7	2055.3	2068.3	2057.7	1941.6	1984.3	2045.8	2038.7	1807.9	1296.4
55°	1755.8	1790.1	1922.7	2055.3	2051.7	2013.9	2110.9	2200.9	2186.7	1928.6	1361.5
57.5°	1416.0	1434.9	1603.0	1961.8	2032.8	2074.2	2255.4	2366.7	2361.9	2049.4	1420.7
60°	1125.9	1146.0	1273.9	1767.6	1989.0	2137.0	2403.4	2550.2	2545.4	2171.3	1463.3
62.5°	895.0	895.0	1008.7	1488.2	1904.9	2173.7	2520.6	2734.9	2726.6	2269.6	1474.0
65°	644.1	652.3	737.6	1196.9	1768.8	2164.2	2577.4	2866.3	2861.5	2325.2	1451.5
67.5°	475.9	485.4	542.2	897.4	1567.5	2069.5	2525.3	2895.9	2898.2	2326.4	1378.1
70°	371.8	374.1	416.7	623.9	1284.6	1858.8	2330.0	2797.6	2797.6	2268.4	1269.2
72.5°	283.0	285.3	322.0	425.0	946.0	1536.7	2037.5	2537.2	2554.9	2114.5	1108.2
75°	219.0	223.8	248.6	305.5	593.1	1092.8	1674.1	2077.8	2126.3	1816.1	912.8
77.5°	169.3	174.0	194.2	223.8	345.7	673.7	1176.8	1553.3	1597.1	1430.2	704.4
80°	136.2	138.5	151.5	168.1	209.6	346.9	718.6	1020.5	1033.6	972.0	466.5
82.5°	62.7	67.5	81.7	92.3	104.2	161.0	306.6	377.7	394.2	386.0	191.8
85°	7.1	7.1	8.3	9.5	10.7	16.6	21.3	18.9	18.9	22.5	20.1
87.5°	0.0	0.0	0.0	1.2	2.4	2.4	3.6	3.6	3.6	3.6	3.6
90°	0.0	0.0	0.0	0.0	0.0	0.0	0.0	0.0	0.0	0.0	0.0



REPORT NUMBER: P870419

CATALOG NUMBER: MEM2-HSN-SA-40-840-U-T3-HSS

CANDELA DISTRIBUTION (continued):

	90°	95°	105°	115°	125°	135°	145°	155°	165°	175°	180°
0°	512.6	512.6	512.6	512.6	512.6	512.6	512.6	512.6	512.6	512.6	512.6
2.5°	513.8	505.5	490.1	477.1	465.3	453.4	447.5	433.3	429.8	432.1	423.8
5°	516.2	499.6	467.7	438.1	413.2	389.5	369.4	348.1	343.3	336.2	332.7
7.5°	519.7	494.9	445.2	399.0	361.1	326.8	301.9	285.3	272.3	268.8	267.6
10°	524.5	489.0	420.3	362.3	310.2	274.7	252.2	240.3	235.6	232.0	233.2
12.5°	528.0	483.0	396.6	320.8	269.9	238.0	227.3	217.8	215.5	214.3	214.3
15°	532.8	477.1	368.2	284.1	235.6	216.7	206.0	202.5	202.5	201.3	201.3
17.5°	538.7	472.4	344.5	255.7	215.5	197.7	193.0	188.2	188.2	188.2	187.1
20°	550.5	470.0	323.2	232.0	197.7	185.9	178.8	175.2	174.0	172.9	172.9
22.5°	562.4	470.0	299.5	214.3	185.9	172.9	165.7	162.2	161.0	161.0	161.0
25°	578.9	468.8	280.6	198.9	175.2	159.8	152.7	149.2	146.8	146.8	145.6
27.5°	597.9	468.8	264.0	187.1	163.4	148.0	139.7	136.2	132.6	132.6	131.4
30°	616.8	471.2	249.8	177.6	151.5	137.3	126.7	121.9	119.6	118.4	118.4
32.5°	641.7	478.3	240.3	170.5	140.9	126.7	116.0	111.3	108.9	107.7	107.7
35°	679.6	496.1	241.5	166.9	133.8	117.2	106.6	100.6	99.4	99.4	98.3
37.5°	719.8	512.6	245.1	164.6	126.7	110.1	99.4	93.5	92.3	92.3	92.3
40°	754.2	526.8	249.8	163.4	120.8	103.0	93.5	88.8	86.4	86.4	86.4
42.5°	788.5	535.1	251.0	159.8	117.2	97.1	88.8	84.1	81.7	82.9	82.9
45°	822.8	541.1	247.4	155.1	113.7	92.3	84.1	79.3	77.0	77.0	77.0
47.5°	864.3	554.1	241.5	148.0	111.3	88.8	79.3	74.6	73.4	73.4	73.4
50°	905.7	564.7	236.8	139.7	105.4	84.1	75.8	69.9	68.7	68.7	68.7
52.5°	940.0	569.5	230.9	129.0	99.4	79.3	71.0	65.1	62.7	62.7	62.7
55°	966.1	570.7	222.6	120.8	91.2	74.6	66.3	60.4	58.0	56.8	56.8
57.5°	987.4	569.5	214.3	112.5	84.1	68.7	60.4	55.6	52.1	50.9	50.9
60°	999.2	565.9	202.5	101.8	74.6	62.7	55.6	49.7	47.4	46.2	46.2
62.5°	992.1	556.4	185.9	85.2	67.5	56.8	50.9	46.2	42.6	41.4	41.4
65°	959.0	537.5	164.6	69.9	60.4	50.9	46.2	41.4	36.7	35.5	35.5
67.5°	901.0	505.5	136.2	59.2	55.6	46.2	41.4	36.7	33.1	30.8	30.8
70°	820.5	462.9	106.6	50.9	49.7	42.6	37.9	33.1	29.6	27.2	27.2
72.5°	705.6	393.1	79.3	43.8	43.8	39.1	34.3	30.8	27.2	24.9	24.9
75°	570.7	297.2	60.4	40.3	39.1	35.5	30.8	27.2	24.9	22.5	22.5
77.5°	416.7	197.7	49.7	36.7	36.7	32.0	28.4	24.9	22.5	21.3	21.3
80°	253.4	113.7	35.5	28.4	28.4	27.2	23.7	21.3	20.1	17.8	16.6
82.5°	103.0	43.8	18.9	14.2	14.2	13.0	8.3	7.1	7.1	7.1	5.9
85°	10.7	7.1	4.7	3.6	3.6	3.6	2.4	2.4	2.4	2.4	2.4
87.5°	3.6	3.6	2.4	2.4	2.4	2.4	1.2	1.2	1.2	1.2	1.2
90°	0.0	0.0	0.0	0.0	0.0	0.0	0.0	0.0	0.0	0.0	0.0

Cooper Lighting Solutions Photometric Lab
1121 Highway 74 South
Peachtree City, GA 30269



LM-79-2019: Approved Method: Electrical and Photometric Measurements of Solid-State Lighting Products

Report Prepared for

Cooper Lighting Solutions

Streetworks

Report Number: SP1-2407-157-8

Test Date: 09/05/2024

Luminaire Tested: MEM2-HTN-SA-40-840-U-5WQ

Data in this report applies to families of products including MEM2-HTN-SA-40-840-U-5WQ

Test Information

Test Method: LM-79-2019
 Report Number: SP1-2407-157-8
 Test Lab: COOPER LIGHTING SOLUTIONS
 Photometer: SP1 - 76IN SPHERE
 Measurement Geometry: 4π
 Issue Date: 09/05/2024
 Manufacturer: COOPER LIGHTING SOLUTIONS
 Product Line: Streetworks
 Catalog Number: **MEM2-HTN-SA-40-840-U-5WQ**
 Description: Epic Modern Light Square 40W 5WQ Optic

Spectral Parameters

CCT (K): 3996
 CIE u': 0.2245
 CIE v': 0.5031
 Duv: 0.0012
 CIE x: 0.3815
 CIE y: 0.3799
 CIE z: 0.2386
 Peak Wavelength (nm): 449
 Dominant Wavelength (nm): 578
 Purity: 28.49233
 Rf: 82.6
 Rg: 95.1

CRI (Ra):	80.6		
R1:	78.1	R9:	-5.8
R2:	87.1	R10:	70.3
R3:	94.5	R11:	78.7
R4:	79.7	R12:	60.5
R5:	78.7	R13:	80.2
R6:	82.7	R14:	97.2
R7:	84.3	R15:	70.6
R8:	59.5		



Test Conditions

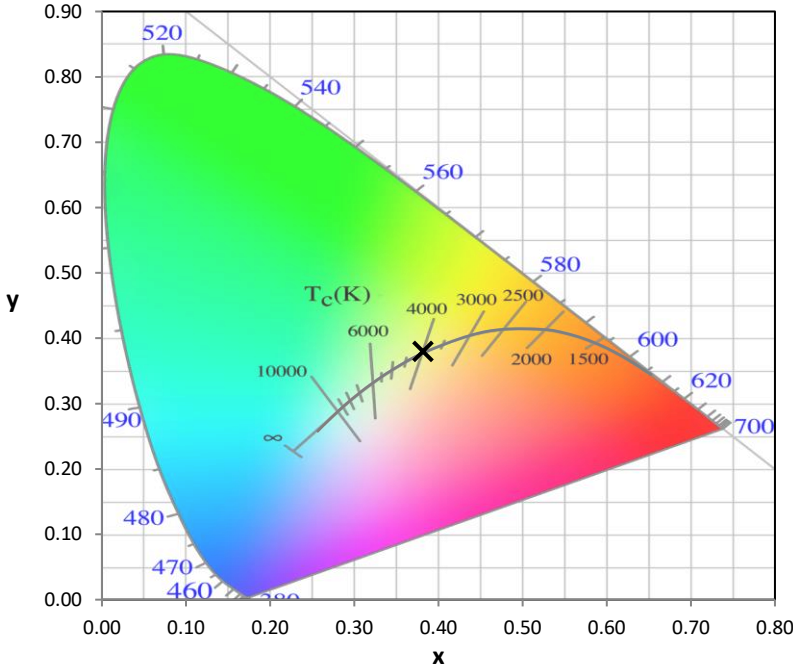
Stabilization Time: 29M
 Operation Time: 1H 29M
 Sphere Temperature (°C): 24.3

REPORT NUMBER: SP1-2407-157-8

Measurement and Test Equipment			
Instrument	Identification Number	Calibration Date	Calibration Due Date
Photometer	IN0058	6/18/2024	12/18/2024
Power Meter	INXT2011004	2/8/2024	2/8/2025
AC Power Source	IN0063	10/24/2023	10/24/2024
DC Power Source	IN0208	10/24/2023	10/24/2024
Sphere Thermometer	IN0085	10/24/2023	10/24/2024
Room Thermometer	IN0046	10/24/2023	10/24/2024

REPORT NUMBER: SP1-2407-157-8

CIE 1931 Chromaticity Diagram



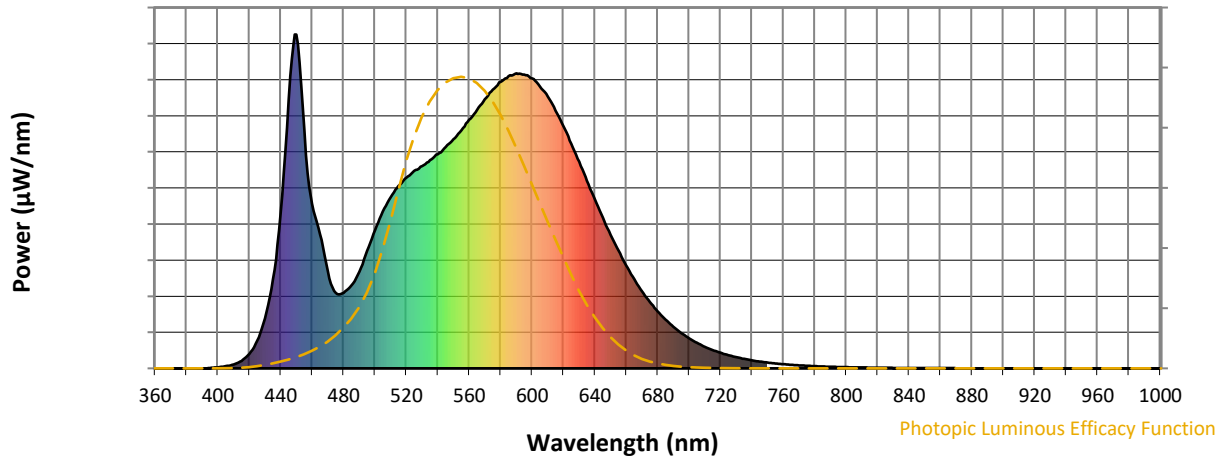
CIE 1931 Chromaticity Diagram with 2017 ANSI 7-Step and 4-Step Quadrangles



Point lies inside the ANSI 4000K 4-step quadrangle

REPORT NUMBER: SP1-2407-157-8

Photopic Flux vs. Wavelength



Photopic Lumens: NR

λ (nm)	Power W [^] /nm	Lumens (ϕ /nm)	λ (nm)	Power W [^] /nm	Lumens (ϕ /nm)	λ (nm)	Power W [^] /nm	Lumens (ϕ /nm)	λ (nm)	Power W [^] /nm	Lumens (ϕ /nm)	λ (nm)	Power W [^] /nm	Lumens (ϕ /nm)
360	0	NR	490	289	NR	620	725	NR	750	17	NR	880	0	NR
365	0	NR	495	351	NR	625	673	NR	755	15	NR	885	0	NR
370	0	NR	500	414	NR	630	619	NR	760	13	NR	890	0	NR
375	0	NR	505	470	NR	635	562	NR	765	11	NR	895	0	NR
380	0	NR	510	513	NR	640	506	NR	770	9	NR	900	0	NR
385	0	NR	515	546	NR	645	452	NR	775	8	NR	905	0	NR
390	0	NR	520	571	NR	650	400	NR	780	7	NR	910	0	NR
395	1	NR	525	592	NR	655	352	NR	785	6	NR	915	0	NR
400	3	NR	530	606	NR	660	307	NR	790	5	NR	920	0	NR
405	6	NR	535	624	NR	665	267	NR	795	4	NR	925	0	NR
410	12	NR	540	642	NR	670	231	NR	800	4	NR	930	0	NR
415	22	NR	545	663	NR	675	199	NR	805	3	NR	935	0	NR
420	44	NR	550	686	NR	680	171	NR	810	3	NR	940	0	NR
425	83	NR	555	713	NR	685	146	NR	815	2	NR	945	0	NR
430	150	NR	560	745	NR	690	125	NR	820	2	NR	950	0	NR
435	267	NR	565	774	NR	695	106	NR	825	2	NR	955	0	NR
440	466	NR	570	806	NR	700	90	NR	830	1	NR	960	0	NR
445	804	NR	575	835	NR	705	76	NR	835	1	NR	965	0	NR
450	1000	NR	580	858	NR	710	65	NR	840	1	NR	970	0	NR
455	715	NR	585	875	NR	715	55	NR	845	1	NR	975	0	NR
460	492	NR	590	884	NR	720	47	NR	850	1	NR	980	0	NR
465	402	NR	595	880	NR	725	40	NR	855	1	NR	985	0	NR
470	288	NR	600	868	NR	730	34	NR	860	1	NR	990	0	NR
475	226	NR	605	844	NR	735	28	NR	865	1	NR	995	0	NR
480	227	NR	610	814	NR	740	24	NR	870	0	NR	1000	0	NR
485	248	NR	615	771	NR	745	20	NR	875	0	NR			

REPORT NUMBER: SP1-2407-157-8

Scotopic Flux vs. Wavelength



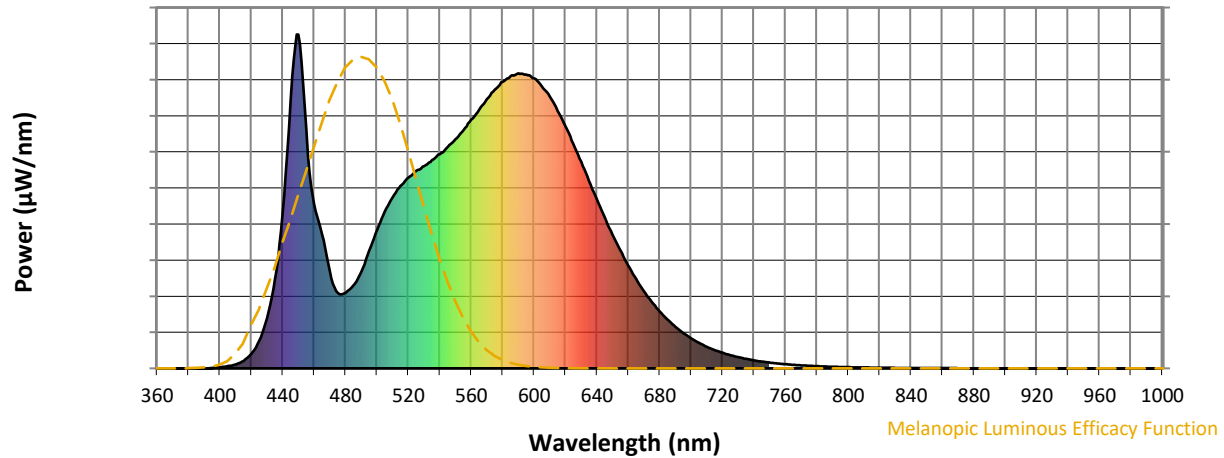
Scotopic Lumens: NR

S/P: 1.66

λ (nm)	Power W [^] /nm	Lumens (φ/nm)	λ (nm)	Power W [^] /nm	Lumens (φ/nm)	λ (nm)	Power W [^] /nm	Lumens (φ/nm)	λ (nm)	Power W [^] /nm	Lumens (φ/nm)	λ (nm)	Power W [^] /nm	Lumens (φ/nm)
360	0	NR	490	289	NR	620	725	NR	750	17	NR	880	0	NR
365	0	NR	495	351	NR	625	673	NR	755	15	NR	885	0	NR
370	0	NR	500	414	NR	630	619	NR	760	13	NR	890	0	NR
375	0	NR	505	470	NR	635	562	NR	765	11	NR	895	0	NR
380	0	NR	510	513	NR	640	506	NR	770	9	NR	900	0	NR
385	0	NR	515	546	NR	645	452	NR	775	8	NR	905	0	NR
390	0	NR	520	571	NR	650	400	NR	780	7	NR	910	0	NR
395	1	NR	525	592	NR	655	352	NR	785	6	NR	915	0	NR
400	3	NR	530	606	NR	660	307	NR	790	5	NR	920	0	NR
405	6	NR	535	624	NR	665	267	NR	795	4	NR	925	0	NR
410	12	NR	540	642	NR	670	231	NR	800	4	NR	930	0	NR
415	22	NR	545	663	NR	675	199	NR	805	3	NR	935	0	NR
420	44	NR	550	686	NR	680	171	NR	810	3	NR	940	0	NR
425	83	NR	555	713	NR	685	146	NR	815	2	NR	945	0	NR
430	150	NR	560	745	NR	690	125	NR	820	2	NR	950	0	NR
435	267	NR	565	774	NR	695	106	NR	825	2	NR	955	0	NR
440	466	NR	570	806	NR	700	90	NR	830	1	NR	960	0	NR
445	804	NR	575	835	NR	705	76	NR	835	1	NR	965	0	NR
450	1000	NR	580	858	NR	710	65	NR	840	1	NR	970	0	NR
455	715	NR	585	875	NR	715	55	NR	845	1	NR	975	0	NR
460	492	NR	590	884	NR	720	47	NR	850	1	NR	980	0	NR
465	402	NR	595	880	NR	725	40	NR	855	1	NR	985	0	NR
470	288	NR	600	868	NR	730	34	NR	860	1	NR	990	0	NR
475	226	NR	605	844	NR	735	28	NR	865	1	NR	995	0	NR
480	227	NR	610	814	NR	740	24	NR	870	0	NR	1000	0	NR
485	248	NR	615	771	NR	745	20	NR	875	0	NR			

REPORT NUMBER: SP1-2407-157-8

Melanopic Flux vs. Wavelength



Melanopic Lumens: NR

M/P: 3.37

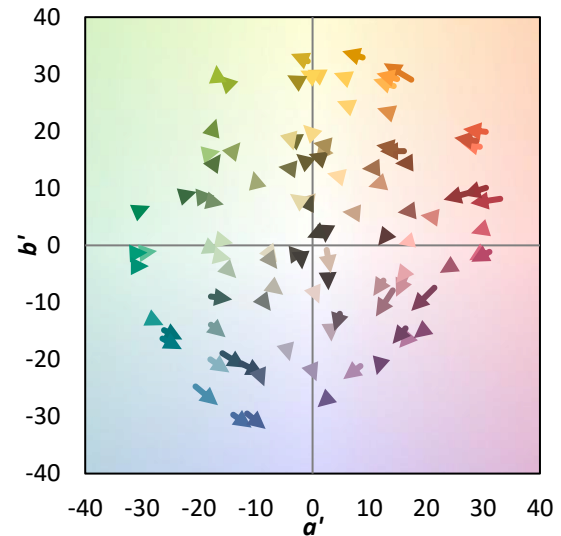
λ (nm)	Power W [^] /nm	Lumens (φ/nm)	λ (nm)	Power W [^] /nm	Lumens (φ/nm)	λ (nm)	Power W [^] /nm	Lumens (φ/nm)	λ (nm)	Power W [^] /nm	Lumens (φ/nm)	λ (nm)	Power W [^] /nm	Lumens (φ/nm)
360	0	NR	490	289	NR	620	725	NR	750	17	NR	880	0	NR
365	0	NR	495	351	NR	625	673	NR	755	15	NR	885	0	NR
370	0	NR	500	414	NR	630	619	NR	760	13	NR	890	0	NR
375	0	NR	505	470	NR	635	562	NR	765	11	NR	895	0	NR
380	0	NR	510	513	NR	640	506	NR	770	9	NR	900	0	NR
385	0	NR	515	546	NR	645	452	NR	775	8	NR	905	0	NR
390	0	NR	520	571	NR	650	400	NR	780	7	NR	910	0	NR
395	1	NR	525	592	NR	655	352	NR	785	6	NR	915	0	NR
400	3	NR	530	606	NR	660	307	NR	790	5	NR	920	0	NR
405	6	NR	535	624	NR	665	267	NR	795	4	NR	925	0	NR
410	12	NR	540	642	NR	670	231	NR	800	4	NR	930	0	NR
415	22	NR	545	663	NR	675	199	NR	805	3	NR	935	0	NR
420	44	NR	550	686	NR	680	171	NR	810	3	NR	940	0	NR
425	83	NR	555	713	NR	685	146	NR	815	2	NR	945	0	NR
430	150	NR	560	745	NR	690	125	NR	820	2	NR	950	0	NR
435	267	NR	565	774	NR	695	106	NR	825	2	NR	955	0	NR
440	466	NR	570	806	NR	700	90	NR	830	1	NR	960	0	NR
445	804	NR	575	835	NR	705	76	NR	835	1	NR	965	0	NR
450	1000	NR	580	858	NR	710	65	NR	840	1	NR	970	0	NR
455	715	NR	585	875	NR	715	55	NR	845	1	NR	975	0	NR
460	492	NR	590	884	NR	720	47	NR	850	1	NR	980	0	NR
465	402	NR	595	880	NR	725	40	NR	855	1	NR	985	0	NR
470	288	NR	600	868	NR	730	34	NR	860	1	NR	990	0	NR
475	226	NR	605	844	NR	735	28	NR	865	1	NR	995	0	NR
480	227	NR	610	814	NR	740	24	NR	870	0	NR	1000	0	NR
485	248	NR	615	771	NR	745	20	NR	875	0	NR			

Summary

$R_f = 82.6$
 $R_g = 95.1$
 CIE $R_a = 80.6$
 $R_9 = -5.8$



Color Vector Graphics

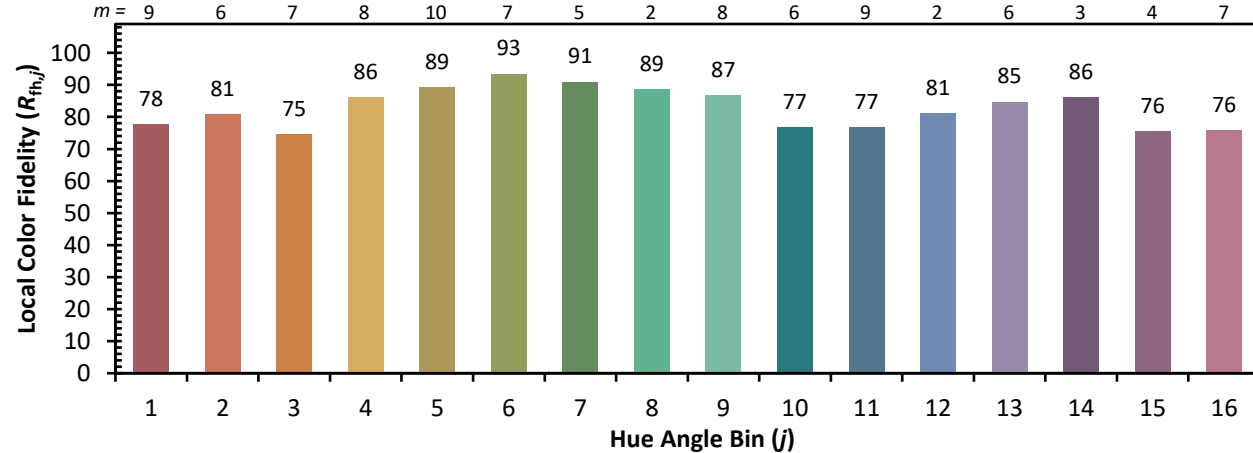


Individual Sample Fidelity Index ($R_{f,i}$)

CES01 = 85	CES26 = 79	CES51 = 94	CES76 = 72
CES02 = 61	CES27 = 93	CES52 = 94	CES77 = 82
CES03 = 31	CES28 = 90	CES53 = 88	CES78 = 71
CES04 = 69	CES29 = 83	CES54 = 89	CES79 = 91
CES05 = 48	CES30 = 95	CES55 = 88	CES80 = 88
CES06 = 50	CES31 = 86	CES56 = 84	CES81 = 80
CES07 = 40	CES32 = 78	CES57 = 84	CES82 = 95
CES08 = 39	CES33 = 90	CES58 = 84	CES83 = 95
CES09 = 29	CES34 = 85	CES59 = 90	CES84 = 90
CES10 = 74	CES35 = 92	CES60 = 91	CES85 = 78
CES11 = 57	CES36 = 85	CES61 = 87	CES86 = 73
CES12 = 63	CES37 = 91	CES62 = 87	CES87 = 83
CES13 = 42	CES38 = 95	CES63 = 84	CES88 = 86
CES14 = 74	CES39 = 98	CES64 = 78	CES89 = 76
CES15 = 71	CES40 = 94	CES65 = 75	CES90 = 87
CES16 = 46	CES41 = 98	CES66 = 75	CES91 = 72
CES17 = 49	CES42 = 92	CES67 = 73	CES92 = 62
CES18 = 56	CES43 = 88	CES68 = 77	CES93 = 78
CES19 = 71	CES44 = 99	CES69 = 82	CES94 = 60
CES20 = 65	CES45 = 93	CES70 = 72	CES95 = 70
CES21 = 86	CES46 = 90	CES71 = 67	CES96 = 82
CES22 = 78	CES47 = 95	CES72 = 89	CES97 = 90
CES23 = 91	CES48 = 84	CES73 = 65	CES98 = 84
CES24 = 90	CES49 = 89	CES74 = 93	CES99 = 73
CES25 = 71	CES50 = 94	CES75 = 69	



Color Rendition by Hue-Angle Bin



Measure Comparisons



(END OF REPORT)